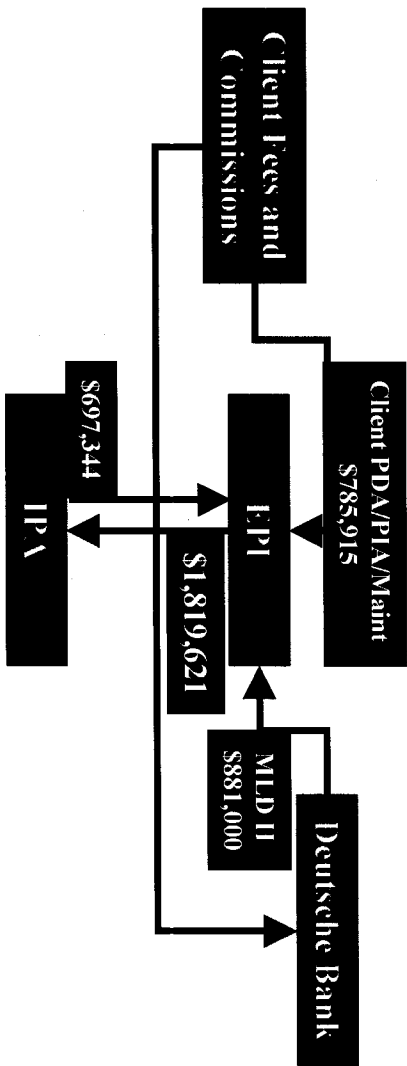
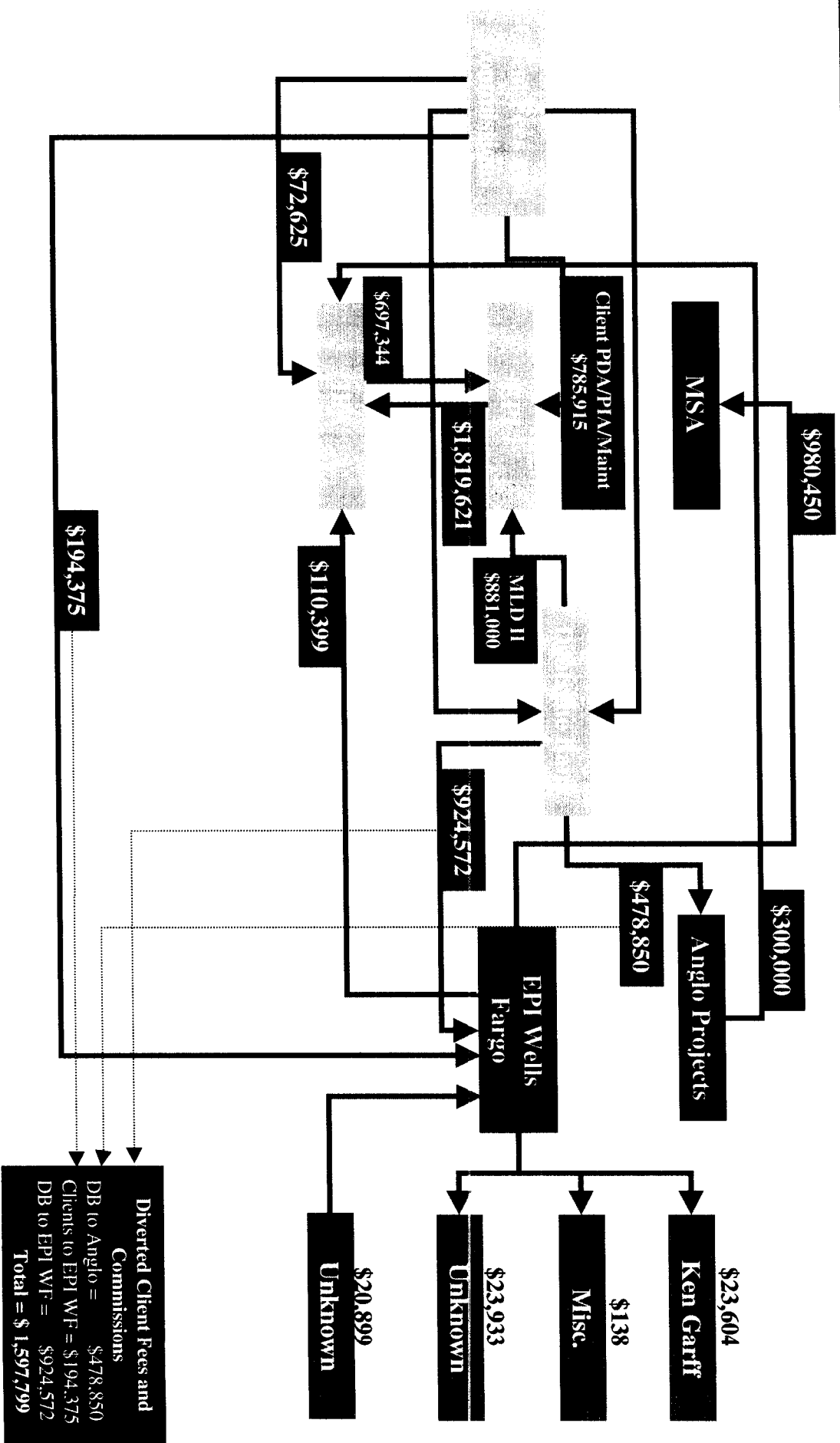


“Old” Normal Flow of Cash – October 15, 2001 - January 24, 2002



“Old” Normal Flow of Cash – October 15, 2001 - January 24, 2002
Flow of Cash – October 15, 2001 to January 24, 2002

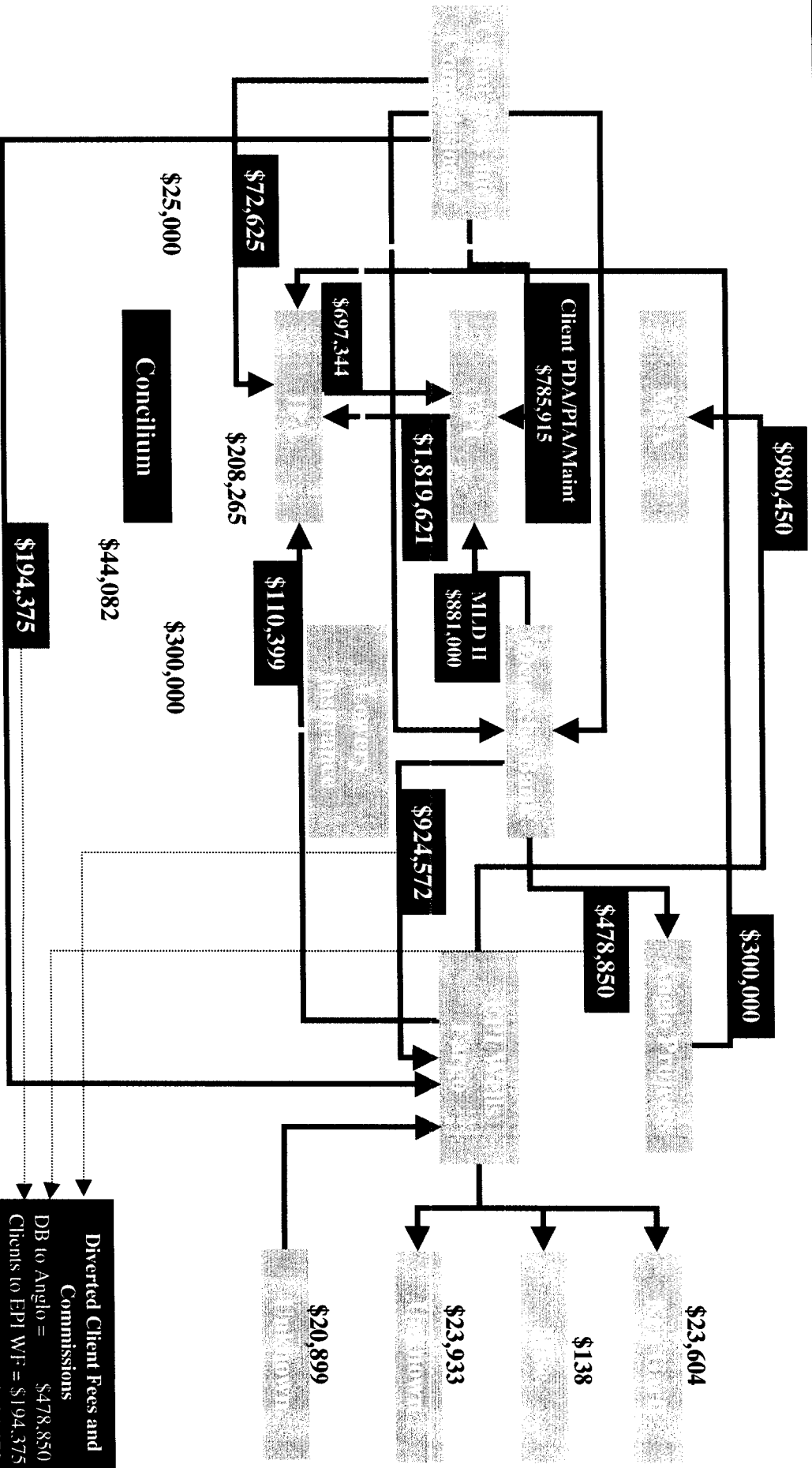


Flow of Cash

“Old” Normal Flow of Cash – October 15, 2001 - January 24, 2002

Flow of Cash – October 15, 2001 to January 24, 2002

“New” Normal Flow of Cash – Post January 24, 2002

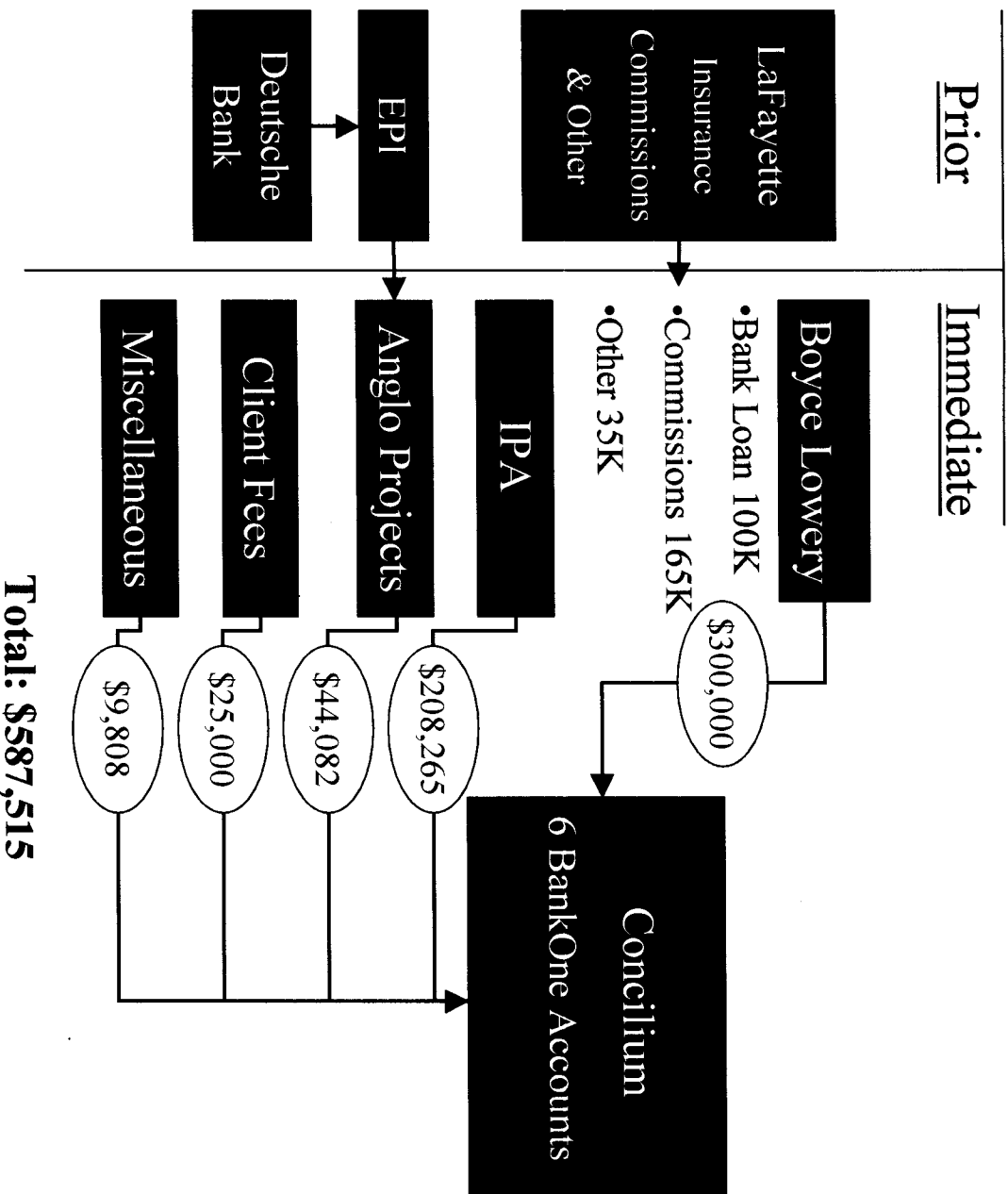


Diverted Client Fees and Commissions

DB to Anglo = \$478,850
 Clients to EPI WF = \$194,375
 DB to EPI WF = \$924,572
Total = \$ 1,597,797

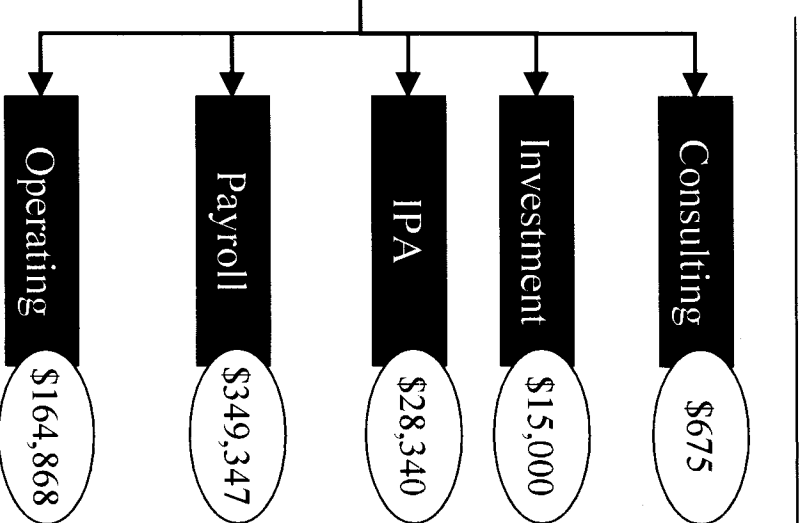
Concilium – Sources and Uses of Cash

Sources



Total: \$587,515

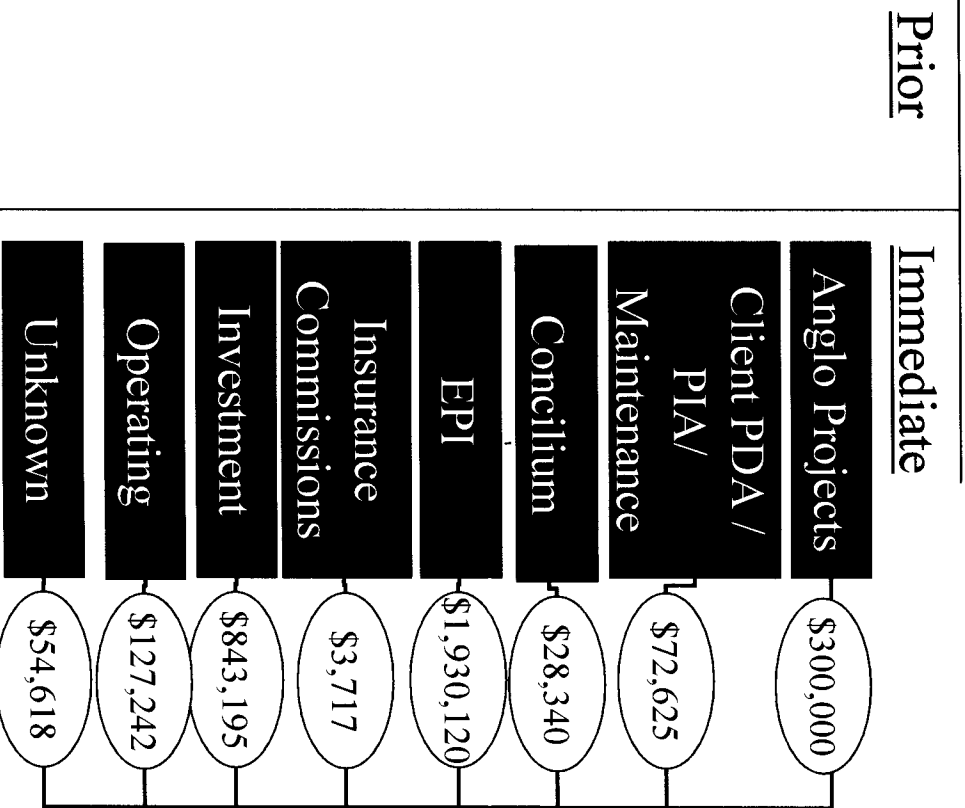
Uses



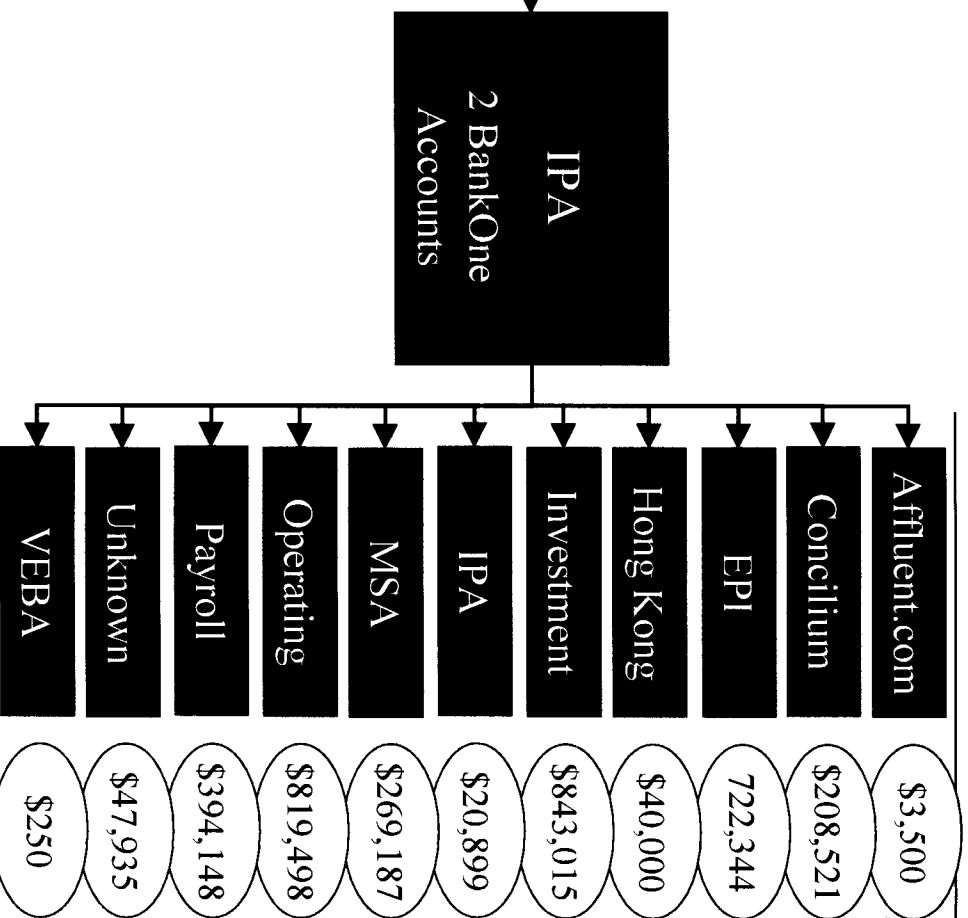
Total: \$558,230

IPA – Sources and Uses of Cash

Sources



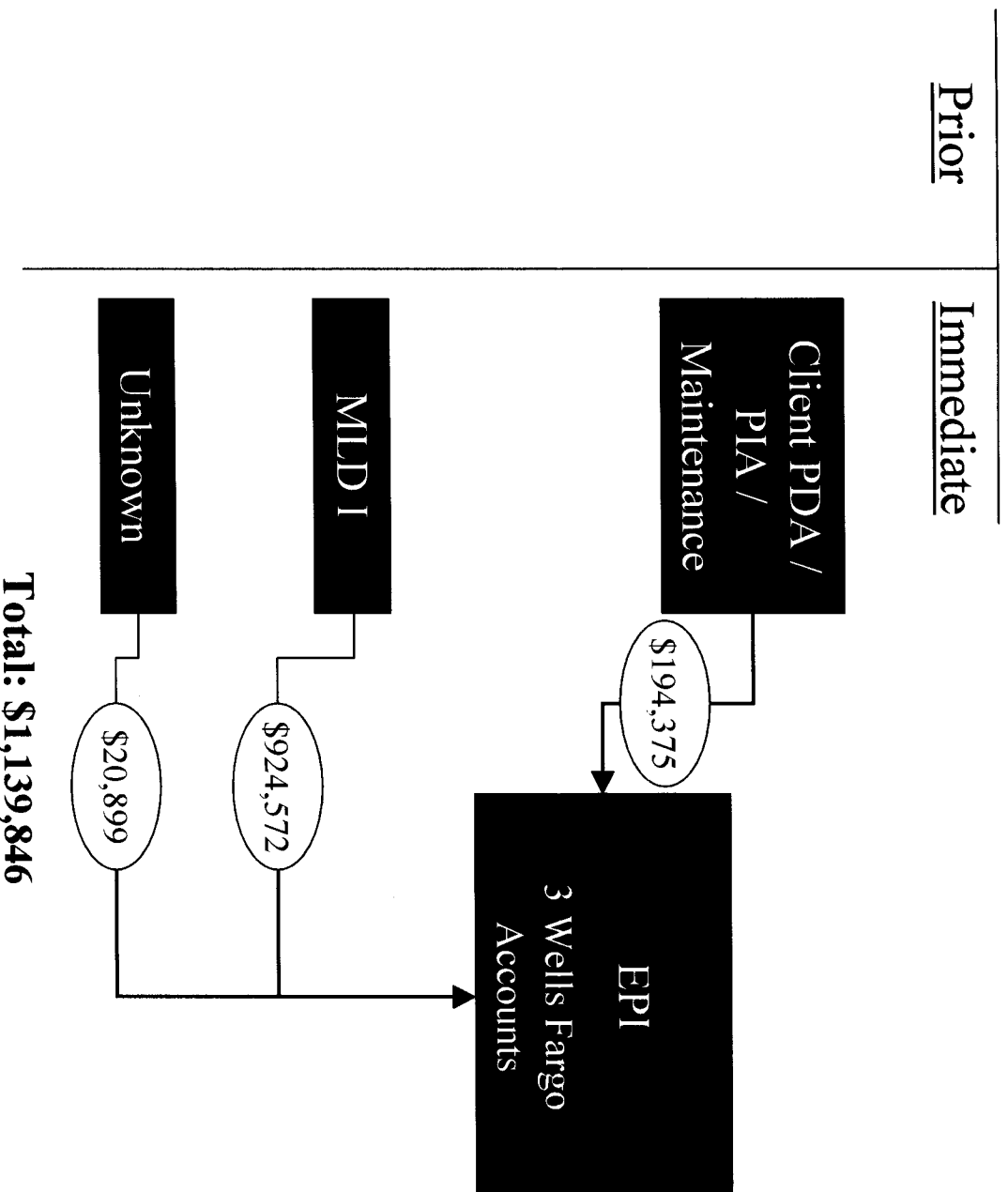
Uses



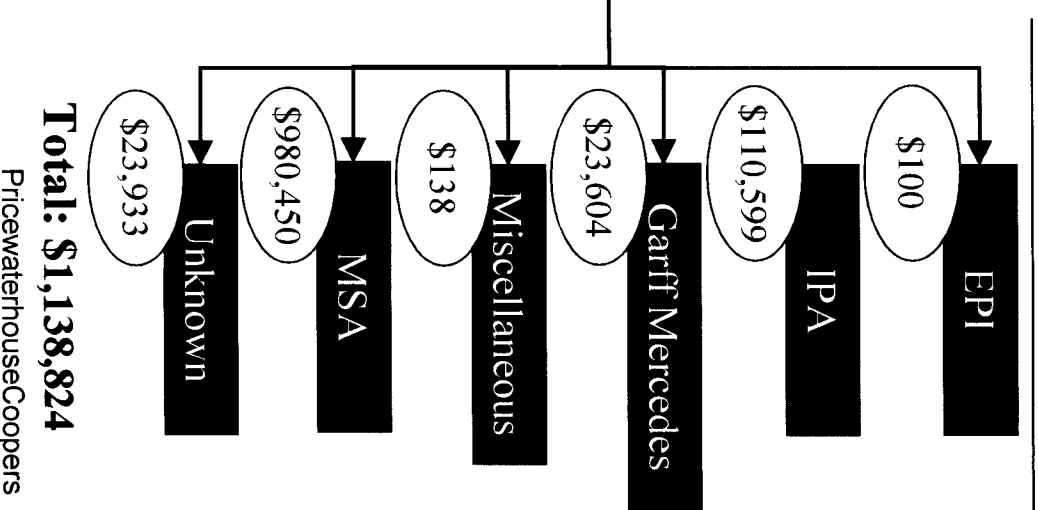
Total: \$3,369,297
PricewaterhouseCoopers

EPI Wells Fargo – Sources and Uses of Cash

Sources



Uses

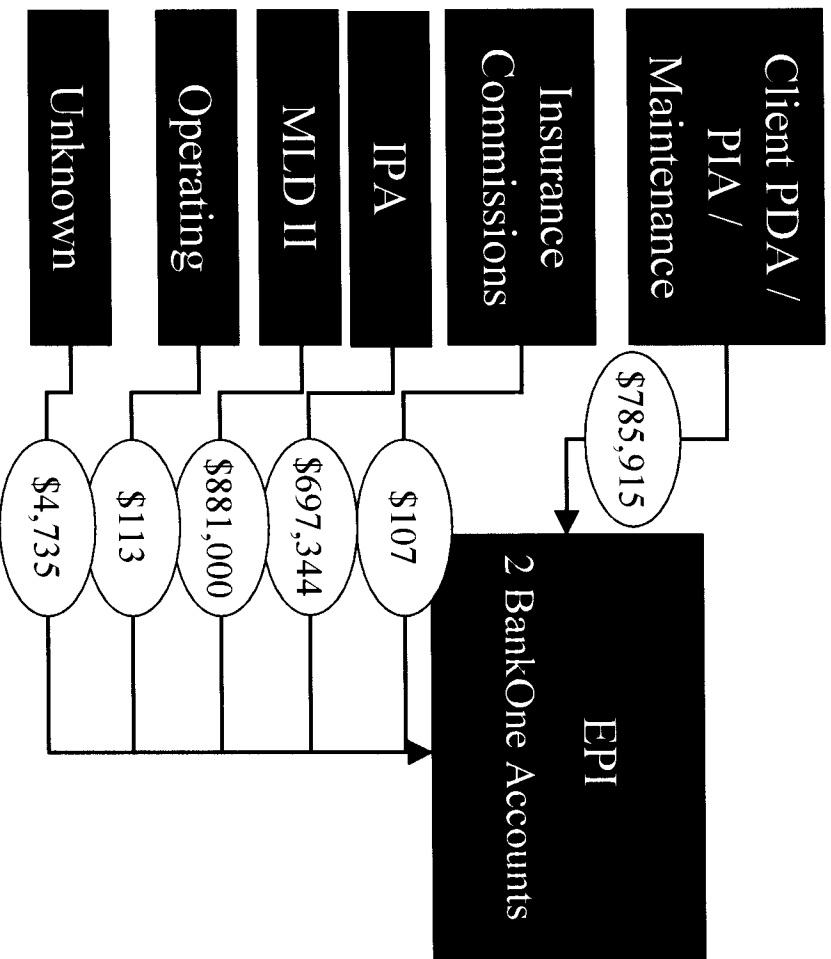


EPI – Sources and Uses of Cash

Sources

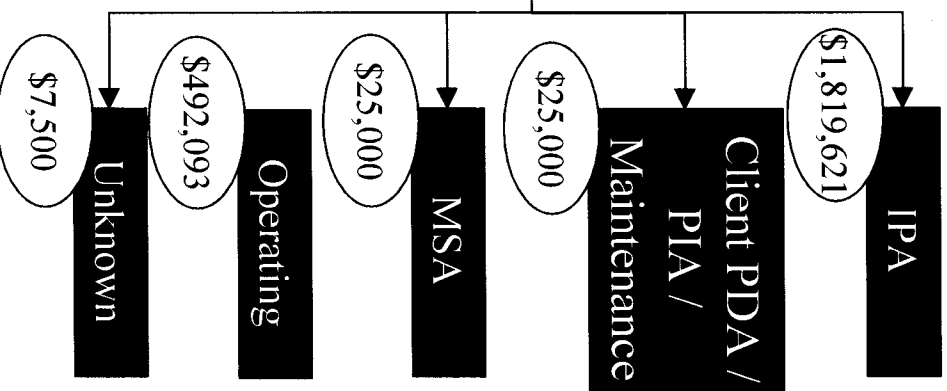
Prior

Immediate



Total: \$2,369,214

Uses

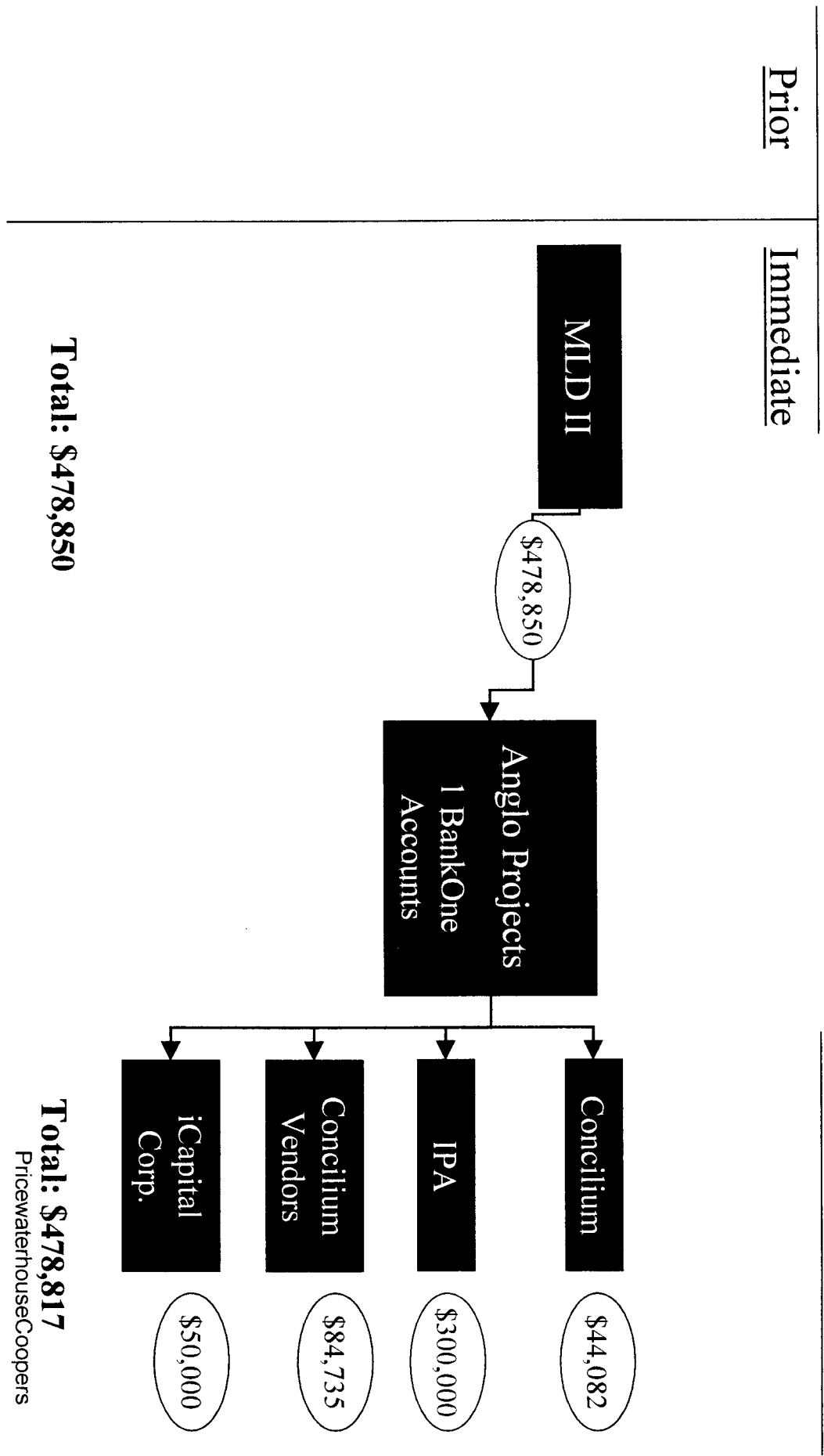


Total: \$2,369,214

Anglo – Sources and Uses of Cash

Sources

Uses



Total: \$478,850

Total: \$478,817

PricewaterhouseCoopers

Client Fees & Commissions Retained by IPA

Since October 15, 2001

PDA / PIA / Maintenance	858,539.88
MLD I	134,003.25
MLD II	1,359,850.00
Total Client Revenue	<u>2,352,393.13</u>

Client Revenue – PDA / PIA / Maintenance

Clients with whom contact was made prior to 10/15/2001

Clients with whom contact was made after to 10/15/2001

Client Name	Date of First Contact	Amount Paid
Bernant, Jeffry	5/4/1998	1,875.00
Boyll, Chris	9/6/2000	25,000.00
Bradford, David C.	5/4/2000	1,924.93
Cantrell, Anthony	8/12/1998	7,500.00
Constant, Fred	5/31/2001	100,000.00
Cotton, Larry E.	10/13/2000	1,875.00
Getzelman	9/11/2000	181,250.00
Johns, Larry	3/10/2000	2,509.95
King, Reginald	12/26/2000	25,000.00
Knop, J. Richard	6/14/2001	37,600.00
Knop, J. Richard	6/14/2001	47,835.00
Knop, J. Richard	6/14/2001	67,900.00
Leszinski, Ralf	9/9/1999	3,750.00
Naton, Ronald A.	7/6/1999	2,000.00
Sahus, Scott	11/21/2000	25,000.00
Steuber	5/15/2000	17,500.00
Steuber	5/15/2000	13,440.00
Townsley, Kenneth E	10/11/2001	25,000.00
Woods, Curt	5/22/2000	3,875.00

Client Name	Date of First Contact	Amount Paid
Bahadur, Nigel R.	11/29/2001	25,000.00
Bluestein	12/26/2001	10,000.00
Botchey, Reed	Unknown	30,000.00
Freeman	12/3/2001	25,000.00
Grover	12/26/2001	-
Hutchinson	12/6/2001	15,000.00
Kelly, Bob & Elizabeth	12/5/2001	1,000.00
Levy	12/13/2001	15,000.00
Morgan	11/27/2001	15,000.00
Nicodemas	12/3/2001	15,000.00
Patel, R. Ravi	11/12/2001	15,000.00
Quintero, Luis	12/11/2001	25,000.00
Sanders, Ronald	10/17/2001	15,000.00
Wellborn, Glen B.	11/12/2001	36,705.00
Wellborn, Glen B.	11/12/2001	25,000.00

MSA Contact in ACT

TOTAL	590,834.88
Percent of Total	69%
GRAND TOTAL	858,539.88

TOTAL	267,705.00
Percent of Total	31%

Client Revenue – MLD II

Clients with whom contact was made prior to 10/15/2001

Client Name	Date of First Contact	Amount Paid
1 Cantrell	8/12/1998	Unknown
2 Mackinnon	12/3/1999	Unknown
3 Newson, Wayne	1/19/2000	Unknown
4 Gatanakis	7/6/2000	Unknown
5 Boyll	9/6/2000	Unknown
6 Getzelman	9/11/2000	Unknown
7 Salts	11/21/2000	Unknown
8 King	12/26/2000	Unknown
9 Vecrma	6/20/2001	Unknown
10 Molsesrin	8/16/2001	Unknown
11 Trpak	8/24/2001	Unknown
12 Marrott	9/13/2001	Unknown

% of Total Clients

80%

Clients with whom contact was made after to 10/15/2001

Client Name	Date of First Contact	Amount Paid
1 Jacobsen	11/26/2001	Unknown
2 Bahadur	11/29/2001	Unknown
3 Grover	12/26/2001	Unknown

% of Total Clients

20%

Transfer from Deutsche Bank	12/4/2001	200,000.00
Transfer from Deutsche Bank	12/11/2001	478,850.00
Transfer from Deutsche Bank	12/12/2001	681,000.00

GRAND TOTAL

1,359,850.00